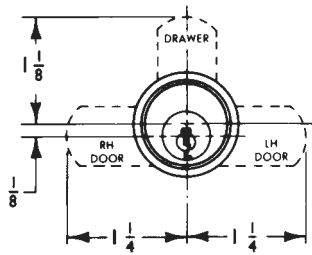


pin tumbler cylinder cam locks

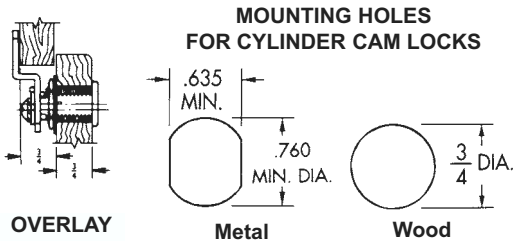
CAM DIMENSIONS



Through the use of a shifter, the 360° key turn turns the cam 90° in either direction. Actual application determines which cam position is the locked position. Each lock is furnished with an alternate cam for opposite cam turn.

Applications: solid lines show locked position of cam	Position of shifter on back of lock	Applications: solid lines show locked position of cam	Position of shifter on back of lock

BRASS CONSTRUCTION



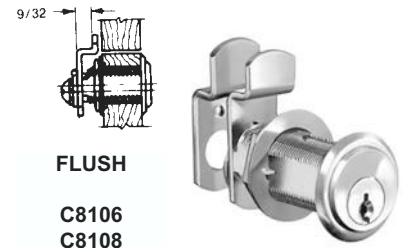
The C8102, as shown above in both pictures, is a Multi-Functional Pin Tumbler Cam Lock with a 1-1/16" Cylinder Length. The lock is packaged with four (4) cams, two straight and two double formed. This allows the lock to be used for multiple applications for either drawer or right hand/left hand doors with lipped or overlay construction.



LIPPED/
OVERLAY

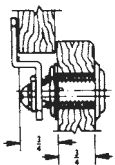
C8101
C8103
C8109

APPLICATION – For drawer, R.H. or L.H. doors. C8103 and C8109 are for lipped or overlay construction. For overlay application, the combined thickness of front and frame cannot exceed the cylinder length. Also see overlay detail below. The other locks are for flush application.
OPERATION – 90° cam turn, key removable in both locked and unlocked positions.
KEYING – Will key together with all other pin tumbler locks using D4291 key blank except locks shown on pages 8 and 9. See table for available keying. Master keying to GM1.
PACKAGING – Supplied with two keys, trim washer, spur washer for wood, mounting nut and two cams. If flat washer (for metal) is needed, order C2015-2C separately. See page 22.



FLUSH

C8106
C8108



OVERLAY
Specific cams to be used with C8102 lock are available for overlay construction using a 3/4" thick front and 3/4" thick frame. See page 23 for details.

Part No.	Type of Mounting	Cylinder Length	Maximum Material Thickness	KA* Codes	Key Changes		Case Quantity	Reference Number	Key Blank
					KD	MKKD			
C8101-26D	Lipped/Overlay	15/16"	5/8"	4	850	650	10	M2-0106B	D4291
C8101-4		15/16"	5/8"	2	850		10	M2-0106B	D4291
C8102-26D	Flush	1-1/16"	3/4"	4	850	650	10	M2-0106DF	D4291
C8102-4	Flush	1-1/16"	3/4"	2	850		10	M2-0106DF	D4291
C8103-26D	Lipped/Overlay	1-3/16"	7/8"	4	850	650	10	M2-0106L	D4291
C8103-4		1-3/16"	7/8"	2	850		10	M2-0106L	D4291
C8106-26D	Flush	1-7/16"	1-1/8"	4	850	650	10	M2-0106MF	D4291
C8106-4	Flush	1-7/16"	1-1/8"	2	850		10	M2-0106MF	D4291
C8108-26D	Flush	1-3/4"	1-3/8"	4	850	650	10	M2-0106NF	D4291
C8108-4	Flush	1-3/4"	1-3/8"	2	850		10	M2-0106NF	D4291
C8109-26D	Lipped/Overlay	1-3/4"	1-1/2"	4	850	650	10	M2-0106N	D4291
C8109-4		1-3/4"	1-1/2"	2	850		10	M2-0106N	D4291

*Key Codes used: 2 Codes – 107 and 915.
4 Codes – 101, 103, 107 and 915.