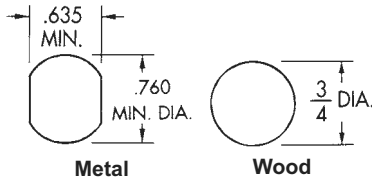


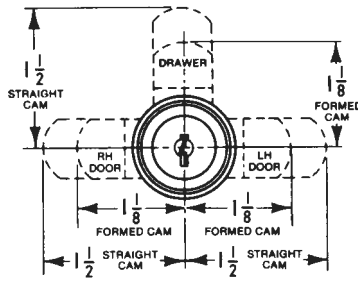
disc tumbler cylinder cam locks

MOUNTING HOLES FOR CYLINDER CAM LOCKS

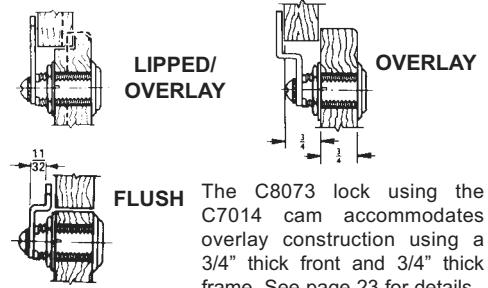


C8060, C8073, C8075
Assembled with straight cam and 90° cam rotation.

CAM DIMENSIONS



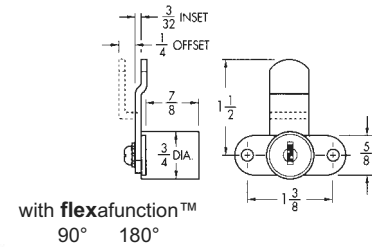
LOCK APPLICATION



All locks feature **flexafunction™**
Stop washers provide for either 180° or 90° cam turn.



C8080



APPLICATION – For drawers, R.H. or L.H. doors with lipped/overlay construction (straight cam) or flush construction (formed cam). For overlay application, the combined thickness of front and frame cannot exceed the cylinder length. Also see overlay detail at above right.

OPERATION – Choice of either 90° or 180° cam turn. Key removable in both locked and unlocked positions.

KEYING – Will key together with all other disc tumbler locks using D8785 key blank. See table for available keying. Master keying to E41A using D8783 key blank.

PACKAGING – Supplied with two keys, trim washer, spur washer (for wood), mounting nut, two cams and two stop washers. If flat washer (for metal) is needed, order C2015-2C separately. See pg. 22.

APPLICATION – For doors and drawers. Surface mounted. Requires 3/4" dia. hole for cylinder

OPERATION – Choice of either 90° or 180° cam turn. Key removable in both locked and unlocked positions.

KEYING – Will key together with all other disc tumbler locks using D8785 key blank. See table for available keying. Master keying to E41A using D8783 key blank.

PACKAGING – Supplied with two keys, two mounting screws, two formed cams and two stop washers. Assembled for 90° cam turn.

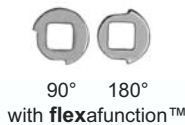
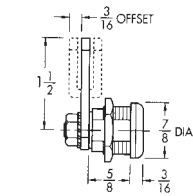
Part No.	Type of Mounting	Cylinder Length	Maximum Material Thickness	KA* Codes	Key Changes		Case Quantity	Reference Number	Non MK Key Blank
					KD	MKKD			
C8060-14A	Lipped/Overlay or Flush	1-3/4"	1-7/16"	6	200	200	25	M4-8060	D8785
C8060-3		1-3/4"	1-7/16"	6	200	200	25	M4-8060	D8785
C8060-4G		1-3/4"	1-7/16"	6	200	200	25	M4-8060	D8785
C8073-14A		1-3/16"	7/8"	6	200	200	25	M4-8073	D8785
C8073-3		1-3/16"	7/8"	6	200	200	25	M4-8073	D8785
C8073-4G		1-3/16"	7/8"	6	200	200	25	M4-8073	D8785
C8075-14A		1-7/16"	1-1/8"	6	200	200	25	M4-8075	D8785
C8075-3		1-7/16"	1-1/8"	6	200	200	25	M4-8075	D8785
C8075-4G		1-7/16"	1-1/8"	6	200	200	25	M4-8075	D8785
C8080-14A		7/8"	7/8"	6	200	200	25	M4-8080	D8785
C8080-3		7/8"	7/8"	6	200	200	25	M4-8080	D8785
C8080-4G		7/8"	7/8"	6	200	200	25	M4-8080	D8785

*Key Codes used: 6 Codes – C346A, C390A, C413A, C415A, C420A and C642A.

screwdriver cam latch



C8065



APPLICATION – For drawers or doors that do not require a key for locking.
OPERATION – flexafunction™ feature provides choice of 90° or 180° cam turn. Cams are double punched for flexibility in mounting latch.
PACKAGING – Supplied with two cams, two stop washers, spur washer and mounting nut.

Part No.	Type of Mounting	Cylinder Length	Maximum Material Thickness	Case Quantity	Reference Number
C8065-14A	Lipped, Overlay or Flush	5/8"	1/4"	25	M6-4540