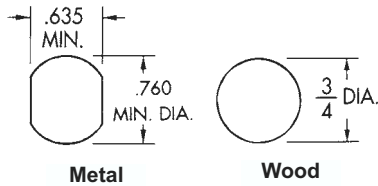
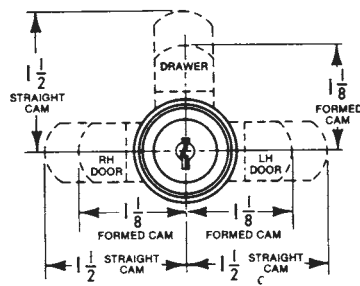


disc tumbler cylinder cam locks

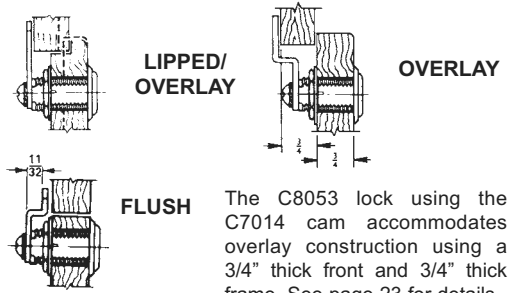
MOUNTING HOLES FOR ALL CAM LOCKS



CAM DIMENSIONS



LOCK APPLICATION



APPLICATION – For drawers, R.H. or L.H. doors with lipped/overlay construction (straight cam) or flush construction (formed cam). For overlay application, the combined thickness of front and frame cannot exceed the cylinder length. Also see overlay detail at above right.

OPERATION – 90° cam turn on all locks. Key removable in both locked and unlocked positions.

KEYING – Will key together with all other disc tumbler locks using D8785 key blank. See table for available keying. Master keying to E41A using D8783 key blank.

PACKAGING – Supplied with two keys, trim washer, spur washer (for wood), mounting nut and two cams. If flat washer (for metal) is needed, order C2015-2C separately. See page 22.



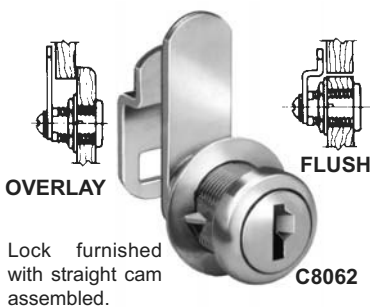
C8051 C8052, C8053 C8054, C8055

Locks furnished with straight cams assembled

Part No.	Type of Mounting	Cylinder Length	Maximum Material Thickness	KA* Codes	Key Changes		Case Quantity	Reference Number	Non MK Key Blank
					KD	MKKD			
C8051-14A	Lipped/Overlay or Flush	7/16"	7/64"	6	200	200	25	M4-0553	D8785
C8051-3		7/16"	7/64"	3	200	—	25	M4-0553	D8785
C8052-14A		5/8"	15/64"	6	200	200	25	M4-0054	D8785
C8052-3		5/8"	15/64"	3	200	—	25	M4-0054	D8785
C8054-14A		15/16"	5/8"	6	200	200	25	M4-0054B	D8785
C8054-3		15/16"	5/8"	3	200	—	25	M4-0054B	D8785
C8054-4G		15/16"	5/8"	3	200	—	25	M4-0054B	D8785
C8053-14A		1-3/16"	7/8"	6	200	200	25	M4-0054C	D8785
C8053-3		1-3/16"	7/8"	6	200	200	25	M4-0054C	D8785
C8053-4G		1-3/16"	7/8"	6	200	200	25	M4-0054C	D8785
C8055-14A		1-7/16"	1-1/8"	6	200	200	25	M4-0054L	D8785
C8055-3		1-7/16"	1-1/8"	6	200	200	25	M4-0054L	D8785
C8055-4G		1-7/16"	1-1/8"	6	200	200	25	M4-0054L	D8785

*Key Codes used: 3 Codes – C346A, C413A and C415A.
6 Codes – C346A, C390A, C413A, C415A, C420A and C642A.

disc tumbler reversible key cam locks



APPLICATION – For drawers, R.H. or L.H. doors with overlay (straight cam) or flush (formed cam) construction. For overlay application, the combined thickness of front and frame cannot exceed the 7/8" cylinder length. See above for mounting hole detail.

OPERATION – 90° cam turn. Key removable in both locked and unlocked positions.

KEYING – Reversible key operation. Keyed to SK Series; does not key with other disc tumbler locks in this catalog. See table for available keying.

PACKAGING – Supplied with two keys, spur washer (for wood), mounting nut and two cams. If flat washer (for metal) is needed, order C2015-2C separately. See page 22.



REVERSIBLE KEY

Part No.	Type of Mounting	Cylinder Length	Maximum Material Thickness	KA* Codes	Key Changes KD	Case Quantity	Reference Number	Key Blank
C8062-14A	Overlay or Flush	7/8"	9/16"	1 SK1	100	25	M4-0300	D8777